



Todd Kingdom, MD
President

President's Message

Dear colleagues, By the time you have received this newsletter we will have completed the 58th Annual American Rhinologic Meeting in Washington, DC.

With the close of that meeting I accepted the position of President within our organization. It is with great humility, respect, and excitement that I assume this role. I want to thank the ARS membership for placing trust in me to represent the Society in this fashion.

It is during this time of the year we experience many changes within our leadership and I would like to take a moment to acknowledge these events. First and foremost, I want to thank outgoing President Michael Setzen, MD, on behalf of the ARS for his relentless commitment to the ARS and for his years of service in numerous leadership roles. I cannot thank him enough for what he has done on our behalf. Other very important changes must be noted as well. Peter Hwang, MD, will assume the 2nd Vice President position and the Secretary position he vacates will be filled by James Palmer, MD. Jim and Richard Orlandi, MD, have completed their 3-year terms on the Board of Directors with those two spots being filled by Joe Han, MD, and Marc Dubin, MD. I have named Sarah Wise, MD, and Parul Goyal, MD, as the two new Consultants to the Board of Directors replacing outgoing members Chris Melroy and Marc Dubin. With this ebb and flow of leadership comes opportunity for fresh ideas and assurance that the membership is well represented. All new and departing members of the Board of Directors have my deepest gratitude and appreciation.

The ARS committees remain the heart and soul of the organization, and we strive to understand the best ways to optimize this for the Society. I would like to recognize and thank the following individuals that have completed their term in the position as Chairman of these committees:

Andy Lane - *Research*

Joe Han - *Education*

Stephanie Joe - *Membership & Credentials*

Marc Dubin - *Newsletter*

Jivianne Lee - *Patient Advocacy*

Sanjay Parikh - *Pediatric Rhinology*

I would also like to welcome and introduce the new set of committee Chairs that will take over these critical groups and drive operations going forward:

Noam Cohen - *Research*

Rick Chandra - *Education*

Chris Melroy - *Membership & Credentials*

Sarah Wise - *Newsletter*

Seth Brown - *Patient Advocacy*

Hassan Ramadan - *Pediatric Rhinology*

The 58th Annual Meeting in Washington DC was a tremendous success and continues to be our signature event.

Don Lanza, MD, delivered the 8th Kennedy Lecture entitled

continued on page 2

OLYMPUS®

Your Vision, Our Future

Acclarent®

ASL
ASL PHARMACY®
ATOMIZATION | IRRIGATION | NEBULIZATION

entellus
MEDICAL™

XORAN®
TECHNOLOGIES
www.xorantech.com

ENTRIGUE^{SURGICAL}

The American Rhinologic Society would like to thank Acclarent, ASL, Entellus, Entrigue, Olympus/Gyrus and Xoran for partnering with the ARS Newsletter for 2012.

ARS Officers

Todd Kingdom, MD
President

Timothy Smith, MD
President-Elect

James N. Palmer, MD
Secretary

Joseph Jacobs, MD
Treasurer

Roy Casiano, MD
First Vice President

Peter Hwang, MD
Second Vice President

Michael Setzen, MD
Immediate Past President

Brent Senior, MD
Past President

Board of Directors

Pete Batra, MD

John DelGaudio, MD

Joseph Han, MD

Robert Kern, MD

Rodney Schlosser, MD

Consultants to the Board

Parul Goyal, MD

Ralph Metson, MD

Mickey Stewart, MD

Sarah Wise, MD

NoseNews Editor

Sarah K. Wise, MD

Administrator

Wendi Perez

PO Box 495, Warwick, NY 10990

Tel: 845.988.1631

Fax: 845.986.1527

wendi.perez@gmail.com

2013 Dates

COSM 2013

April 10-14, 2013

(ARS meets on April 12 and 13)

JW Marriott Grande Lakes,
Orlando, Florida

SUMMER SINUS SYMPOSIUM

July 19-20, 2013

Westin Michigan Avenue,
Chicago, IL

59TH ANNUAL MEETING

September 28, 2013

Hyatt Regency Vancouver,
Vancouver, CAN

ARS Calendar of Events

www.american-rhinologic.org/calendar_events

President's Report, cont'd.

Re-thinking Inverted Papilloma in 2012. Professor Heinz Stammberger performed a cadaver-based dissection demonstrating technical aspects and pearls in endoscopic sinus surgery. Former ARS President Jim Stankiewicz directed a panel on *Avoiding and Managing Complications.* The morning Plenary Session also included *Discussions in Rhinology* with Professor Stammberger joining Ralph Metson, MD, on the stage for a series of comments on common challenges within rhinology. The afternoon was filled with scientific presentations and additional panels. Forty (40) oral presentations were delivered across the areas of clinical rhinology and basic & translational research. Over 55 posters were available for review as well. Noam Cohen, MD, led a research panel discussing the *Emerging Role of Microbes in CRS* and David Osguthorpe directed a joint ARS-AAOA panel exploring the topic of *Entropy and Local IgE Production in CRS.* I also called on 22 moderators to lead discussion, stimulate debate, and drive the scientific aspect of the program. The program was designed to provide broad and deep content for our members and over 400 attendees joined us in DC!

Lastly, I would like to turn our focus to the slate of upcoming education and scientific programs the ARS will be sponsoring. The ARS scientific program as part of COSM will be held April 12-13, 2013 in Orlando and the ARS Annual Meeting will be in Vancouver on September 28, 2013. Both of these fabulous programs will be organized by our President-elect Tim Smith, MD. Look for more details as this planning process moves forward. Our 2nd ARS Summer Sinus Symposium is scheduled for July 19-20, 2013 in Chicago. Our effort this past July was a tremendous success and we are actively working to expand this program in new and

exciting directions. Drs. Chandra, Welch and Palmer are the core program co-directors driving this exciting initiative.

I would like to close with a few comments on issues of strategic importance that I will ask the Board and membership to support.


Research - we need to strengthen our financial support for our specialty-leading initiatives and better understand the challenges facing this piece of our enterprise.

Development - we need to secure a strong financial base and future for the ARS in order to pursue the many opportunities that lay before us as a Society. To this end we will begin efforts to understand the best ways to accomplish this and serve our membership, patients, and corporate partners in an increasingly valuable fashion.

Transparency & Access - I believe we should strive to increase access to the Society for US and international members, residents, young physicians, and aspiring leaders in our field.

Collaboration - I would like to see continued efforts to build collaborative initiatives, where appropriate, with colleagues in the American Academy of Otolaryngic Allergy (AAOA), the American Academy of Asthma, Allergy, and Immunology (AAAI), and of course the American Academy of Otolaryngology-Head & Neck Surgery (AAO-HNS).

I thank each of you for your commitment to the American Rhinologic Society. We are facing tremendous change within healthcare and within our field, thus if we wish to influence this change we need to jump in and take responsibility where possible. I see opportunities almost everywhere I look. Thank you for your time!



Michael Setzen, MD

Immediate Past President's Report

Michael Setzen, MD, ARS Immediate Past President

As I look back on my year as President, I am happy to say that the ARS Mission to serve, represent, and advance the science and ethical practice of rhinology and skull base surgery was in accordance with our strategic goals. We were able to promote excellence in patient care, research, and education.

From an education standpoint, our three meetings were a huge success. The Spring and Fall meetings were extremely well-attended, as was our inaugural Summer Sinus Symposium, which was held in Chicago in July. Our guest countries for the annual meeting were South Africa, France, and Japan. In addition, we extend special thanks to all our exhibitors for their support.

Our official journal, the International Forum of Allergy and Rhinology (IFAR), continues to play a major role in our efforts to reach out to our members. During the year, our website was successfully updated and members and patients were able navigate the website with ease.

On an advocacy front, we successfully collaborated with the American Academy of Otolaryngology-Head and Neck Surgery with respect to carrier guidelines for reimbursement in all areas of rhinology, in particular, for stand-alone balloon assisted ostial dilation. Many carriers regarded this as experimental, investigational, and medically unnecessary, but we stood firm to the contrary.

We continue to grow our membership and we are branded as the premier organization representing all rhinologists both locally and internationally.

As President, I honored those important individuals that were responsible for my success during my career with Presidential Citations:

- David R. Nielsen, MD, EVP and CEO of the American Academy of Otolaryngology
- David W. Kennedy, MD
- Professor Heinz Stammberger
- The Department of Otolaryngology-Head and Neck Surgery at Washington University School of Medicine in St. Louis, where I trained under the guidance of the late Joseph Ogura, MD; Stanley Thawley, MD; Gershon Spector, MD; Donald Sessions, MD; and now Richard A. Chole, MD
- Richard W. Waguespack, MD
- Harvey M. Tucker, MD
- Howard L. Levine, MD
- James A. Stankiewicz, MD
- Brent A. Senior, MD
- Harold C. Pillsbury, MD

For me it has been an honor and a privilege to serve as President of the ARS and I do want to thank the Board of Directors, Committee Chairs, Committee Members, and Wendi Perez, our administrative Secretary, and her staff for all the assistance they gave me during this wonderful year of my Presidency.



Tim L. Smith, MD

IFAR Evidence Based Review Project Thrives!

Tim L. Smith, MD

The **International Forum of Allergy & Rhinology** (IFAR) has seen early, unparalleled successes:

- Officially a Medline indexed journal
- Now recognized as the official Journal of the AAOA, ARS, the International Symposium of Infection and Allergy (ISIAN) and the International Rhinologic Society (IRS)
- 3,000 articles are downloaded per month
- Over 1400 institutions are receiving the Journal


These are impressive accomplishments, indeed. Our Journal's founding Editor, David Kennedy, has shown tremendous leadership, vision, energy and resolve as he shepherds the science of our specialty and creates the most impactful journal in our specialty in the world.

One initiative now in its second year is to create a number of clinically relevant review articles for the fields of allergy and rhinology. To that end, a number of authors from around the world have contributed to a series of **EVIDENCE BASED REVIEWS WITH RECOMMENDATIONS**. Some of these have already come to print, some are available in early view online, and several are in queue for future publication. Please keep your eye out for these interesting and informative publications:

- Review Methodology - Int Forum Allergy Rhinol. 2011 Nov-Dec;1(6):431-7.
- Postoperative Care after ESS - Int Forum Allergy Rhinol. 2011 Nov-Dec;1(6):417-30
- Antibiotic Therapy in CRS - Int Forum Allergy Rhinol. 2012 Jun 26. doi: 10.1002/alr.21064. [Epub ahead of print] PMID: 22736403
- Use of Oral Steroids in CRS - Int Forum Allergy Rhinol. 2012 Aug 7. doi: 10.1002/alr.21072. [Epub ahead of print] PMID: 22887970

In Press:

- Image-Guided Sinus Surgery
- Topical Therapies in CRS
- Immunotherapy
- Headache in the Rhinology Practice



David Poetker, MD

Awards Committee Report

David Poetker, MD, Awards Committee Chair

The duties of the awards committee are to promote and maintain the Rhinology Research Awards. Twice a year, the members are called into action to read, grade, and rank the manuscripts submitted for the meetings.

Abstracts are submitted for the fall and spring meetings, respectively. The Program Committee reads through the abstracts and scores them based on their merit. These scores are then sent to me and I request copies of the manuscripts of the three highest scoring abstracts for basic science research and the three highest scoring abstracts for clinical research.

Upon receipt of the manuscripts, I identify and circulate them among the members of the committee. Awards Committee members are recused from reviewing any manuscripts for which there is a conflict of interest. The committee members then rank the manuscripts based on quality of the research, originality, and quality of the writing. The names of the authors and the titles of the manuscripts are then forwarded on to the Board of Directors and announced during the scientific sessions. Awards are given for basic science and clinical research manuscripts. Winners receive a certificate and a monetary award.

The Awards Committee is composed of ten members, each serving a three-year term. Every year, three members rotate off the committee while three new members join. The current members

include: David Poetker, Martin Citardi, Vijay Ramakrishnan, Marilene Wang, Naveen Bhandarkar, Ayesha Khalid, Nathan Sautter and Abtin Tabae (who graciously signed up for a second term). The newest member of the committee is Tom Higgins. Thank you to recent members Rod Schlosser and Amber Luong for all of their work.

The 2012 Basic Science Research Awards were both won by Dr. Sarah Wise's research team at Emory University. She took the prize for her manuscript entitled "Sinonasal epithelial wound resealing in an in vitro model: inhibition of wound closure with IL-4 exposure" at the Fall meeting, while her student, Kyle Den Beste won the Spring competition with his manuscript "Epithelial permeability alterations in an in vitro air-liquid interface model of allergic fungal rhinosinusitis".

The 2012 Clinical Manuscripts were both quality of life studies in endoscopic sinus surgery. The Fall meeting winner was Dr. Tim Smith with his multi-center study entitled "Medical therapy versus surgery for chronic rhinosinusitis: A prospective, multi-institutional study with one-year follow-up". The Spring meeting award winner was Dr. John Clinger and his manuscript "Quality-of-life outcomes following multiple revision endoscopic sinus surgery".

Anyone interested in being a member of the ARS Awards Committee can submit an application for committee membership.



Sarah K. Wise, MD

Editor's Note

Sarah K. Wise, MD

It is my great pleasure to transition into the chair of the ARS Newsletter Committee. This is a very exciting time for the ARS, and our committee looks forward to communicating new projects and initiatives to rhinologists, otolaryngologists, fellows, and residents. The ARS also has a number of key ongoing projects and developments within our various committees and leadership - we will continue to communicate these projects through the *Nose News* as well.

In this issue of the *Nose News*, we have a number of noteworthy reports on diverse ARS activities. Peter Manes has nicely recapped the inaugural ARS Summer Sinus Symposium, which took place July 13-14 in Chicago. This was a fantastic educational event for all involved - attendees, presenters, and panelists. David Poetker contributed a report from the ARS Awards Committee, highlighting the investigators recognized this year in clinical and basic science research. Brad Woodworth's group from the University of Alabama at Birmingham also presents an interesting case of endoscopic resection of an atypical meningioma of the anterior skull base.

Looking ahead, we plan to continue the excellent work of past ARS Newsletter Committees. We thank prior Newsletter Committee Chair Marc Dubin for facilitating a smooth transition. We will continue to feature important ARS events and review ARS accomplishments in a succinct format in the *Nose News*. Please enjoy this issue of the ARS *Nose News* and many more to come!



Rhinology Fellow Training, May 11-12, 2012, El Segundo, California

2012 Rhinology Fellow Course

In partnership with Karl Storz, the American Rhinologic Society continues its extremely popular incoming fellows course. The fellows taking part have found this to be a fantastic experience for rhinology education, job searching and practice planning, and camaraderie.

Case of the Quarter: Transfrontal/Transcribriform Resection of an Atypical Meningioma

Mohamad R. Chaaban, MD; Walter C. Bell, MD; Kristen O. Riley, MD; Bradford A. Woodworth, MD

A 56 year-old female presented with a 6-month history of progressive headache, anosmia, nasal obstruction and intermittent epistaxis during the previous month. She did not have any prior history of sinus symptoms, environmental allergies or asthma. Her past medical history and social history were unremarkable.

Rigid nasal endoscopic examination revealed a smooth mass medial to both middle turbinates. The mass in the right nasal cavity was edematous, with scabbing present over the inferior portion, and a large capillary vessel noted. This area was mildly manipulated but not biopsied secondary to her recent history of epistaxis and possible provocation.

Noncontrast paranasal sinus CT scan demonstrated an olfactory mass originating medial to the middle turbinates with extension and blockage of the frontal sinuses. There was extensive erosion of the superior aspect of the orbits and a small portion of the skull base. MRI scan (Fig 1 - A&B) confirmed a large transdural skull base tumor that occupied the anterior cribriform plate and involved the frontal lobe. There was frontal sinus anterior table erosion secondary to mucocele formation.

Biopsy was performed in the operating room given the history of epistaxis. Pathology was consistent with a meningioma staining positive for vimentin, P63, EMA and CD99 and cells in an “onion-skin” pattern (Fig 2). The Ki-67 proliferation index was elevated, ranging up to 20% thus classifying the tumor as World Health Organization grade II atypical meningioma.

After discussion with the patient regarding surgical approaches, including endoscopic, endoscopic-assisted, or traditional craniofacial resection, she decided upon an endoscopic transfrontal/transcribriform procedure. Following complete resection of the

intranasal portion with clear margins, the dura of the cribriform and a full centimeter of bilateral posterior table were removed for access to the intracranial portion of the tumor. Tumor was debulked with radiofrequency coablation (Coblator, ArthroCare®, Sunnyvale, Ca) and bipolar and dissected off the surrounding brain (Figure 3). Following complete gross tumor resection, abdominal fat was used to obliterate a portion of the dead space created by intracranial tumor removal. The skull base was repaired in a multilayer fashion with an underlay Biodesign® dural graft (Cook Medical, Bloomington, In) and a large septal flap overlay closure.

While complete gross resection was attained intraoperatively and on postoperative imaging day 1 [Fig 1C), there was some thickened enhancement along the superior aspect of the falx cerebri (Fig 1D). The aggressive nature of the tumor (transdural extension/high mitotic index) was also considered in discussions regarding postoperative gamma knife therapy. However, it was decided to perform a repeat MRI scan in 3 months to check for recurrent tumor growth. The patient had an unremarkable postoperative course. Her 3 month MRI scan revealed no tumor in the olfactory area (Fig 1E), but demonstrated 1 cm of recurrent tumor originating around the residual thickened falx (Fig 1F). She underwent gamma knife therapy and has had no further growth of the tumor at 1.5 years of clinical and imaging follow up.

Meningiomas are classified into three grades based on WHO criteria. Ninety percent fall into the benign category (Grade I), but atypical meningiomas (Grade II) comprise 5-15 % with anaplastic/malignant type arising only 1-2 % of the time. Atypical meningiomas are diagnosed when increased mitotic activity is identified (defined as 4 mitoses/10 high pow-

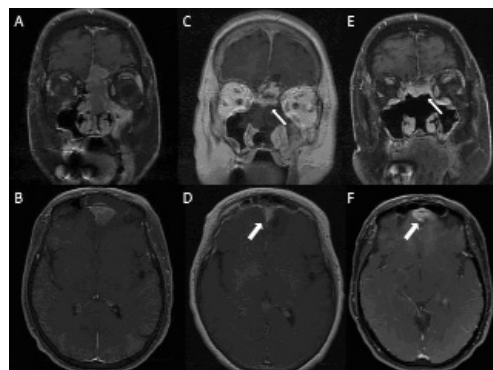


Fig 1a Coronal and axial MRI T1-weighted images pre-operative (A&B), postoperative day 1 (C&D), and 3 months postoperative (E&F). The coronal postoperative day 1 image (C) is not fat suppressed so fat has high T1 weighted signal above the repair (C). (Thick arrow - thickened falx and area of recurrence, thin arrow - nasoseptal flap).

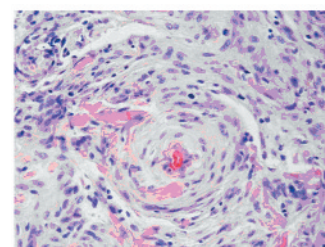


Fig 2 Histology reveals whorls or “onion skin pattern” around a central vessel with prominent nucleoli typical for WHO Grade II meningiomas.

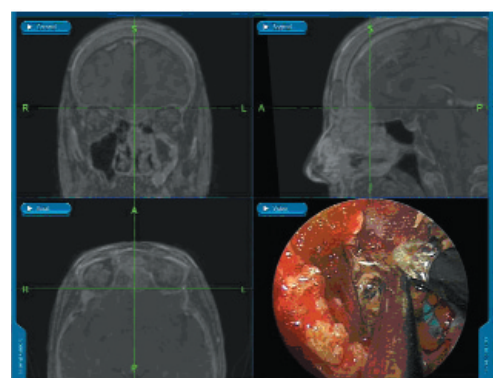


Fig 3 Triplanar CT/MRI imaging with endoscopic view of debulking and dissection of intracranial portion of the tumor.

ered field). As illustrated by this case example, these tumors, while not technically malignant, are aggressive and multi-modality treatment may be required.



Can You Say: *COSM!*

Tim L. Smith, MD

Planning for the ARS Spring Meeting as part of the 116th COSM in Orlando is well underway. ARS sessions will be held at the JW Marriott Grande Lakes in sunny Orlando on April 12th and 13th, 2013. We are planning several expert panels, invited guest lectures and a host of scientific presentations illustrating the state of the art in Rhinology.

Topics will include:

- Showcasing world class rhinology research
- Allergy in your practice
- Office based treatments in rhinology
- We review for you: the papers you must know about from 2011 and 2012
- Ask the experts: the most worthwhile pearls
- Latest science for improving hemostasis
- What others are doing in their practices
- Predicting treatment outcomes
- Comparative effectiveness of various treatment options
- Cystic fibrosis: the state of the art

We look forward to seeing you in Orlando in April. For additional information, check out http://www.americanrhinologic.org/spring_meeting.

2012 ARS GRANT WINNERS

*ARS New
Investigator Recipient*
Ben Bleier

*ARS Resident Research
Grant Recipients*
Adrienne Laury and
Henry Barham



Jivianne T. Lee, MD

Patient Advocacy Committee Corner

Jivianne T. Lee, MD

The ARS Patient Advocacy Committee (PAC) would like to congratulate and welcome Dr. Seth Brown as the new chair of the ARS PAC. As I will be moving on to join the ARS Board of Directors, I also wanted to express my deepest thanks to Dr. Pete Batra, our board liaison, for all of his support and guidance during my tenure as well as the committee members for their work and commitment to the ARS.

As we commence this period of transition, I wanted to take this opportunity to delineate the multi-faceted roles of the ARS PAC to better inform our members of the objectives and functions of this committee. The ARS PAC engages in a multitude of activities and initiatives in service to our members. To that end, it is comprised of several subcommittees with specific focus areas.

- The federal register subcommittee is tasked with carefully tracking all Center for Medicare and Medicaid Services (CMS) updates, legislation pertaining to the sustainable growth rate (SGR), physician fee schedule (PFS), coding, conversion factor (CF), etc., as well as any federal incentive programs (i.e. meaningful use, e-prescribing, physician quality reporting system (PQRS)) that may affect our clinical practice.
- The insurance carrier subcommittee handles health policy matters on behalf of the ARS including the critical review of insurance draft policies on rhinology related services, as well as reimbursement issues.
- The website subcommittee is responsible for routinely updating the PAC section of the ARS website in order to keep members apprised of the latest PAC related news and developments.
- Finally, we also have a member inquiry subcommittee designed to respond to any queries or concerns that members may have (i.e. coding, reimbursement, etc.) within the scope of the ARS.

In addition to the aforementioned duties, the ARS PAC also contributes to the development of evidence-based position statements to guide members through potential areas of controversy, particularly with respect to newly introduced rhinologic procedures and devices. Currently, the ARS PAC is involved in drafting a position statement for the steroid-releasing sinus implant, as well as updating those for balloon sinuplasty and image guidance. These statements will be posted on the ARS website once completed.

The ARS PAC also collaborates with other organizations to conduct special rhinology projects. Most recently, we worked in conjunction with the AAO-HNS on creation of a CT Practice Patterns Survey. The current form has now been vetted by the ARS PAC/Board of Directors as well as the AAO-HNS Imaging Committee and should be ready for launch to the general ARS/AAO-HNS membership next month. In addition, given the rising prevalence of endoscopic skull base surgery, we have also teamed with the North American Skull Base Society (NASBS) to disseminate a Skull Base Surgery Practice Patterns Survey to otolaryngologists and neurosurgeons, the results of which were presented by Dr. Batra at the 2012 Fall ARS meeting in Washington D.C.

If any ARS members encounter any PAC related issues in their practice, please do not hesitate to contact the ARS PAC and we will do our best to assist you in any way we can.



R. Peter Manes, MD

ARS Summer Sinus Symposium Recap

R. Peter Manes, MD

The ARS recently held its first Summer Sinus Symposium July 13 and 14th in Chicago, IL. Over 200 physicians participated in this inaugural event, including over 30 residents and fellows in training.

Those who participated had the opportunity to attend many different panels and presentations providing practical information, applicable to the practice of both rhinology and general otolaryngology. In addition, most of the information covered topics relevant to rhinologic components of the Maintenance of Certification examination. Day 1 provided interesting panel discussions on controversial topics such as post-nasal drip and sinus headache. Dr. David Kennedy performed a prosection on a cadaveric head, demonstrating his approach to a maxillary antrostomy, total ethmoidectomy, sphenoidotomy and frontal sinusotomy, as well as identification of the sphenopalatine artery. Dr. James Stankiewicz also performed a prosection, exhibiting his technique for balloon dilation of the sphenoid, frontal and maxillary, both transnasal and transantral. The day was capped off with a reception at the Museum of Contemporary Art, a unique opportunity to mingle and converse among thought-provoking works of art.

Day 2 provided three breakout sessions, allowing participants to tailor the conference to best suit their clinical interests. Panels on allergy management, skull base surgery, basic science research and billing and coding, among others, afforded participants the opportunity to ask the experts questions on a variety of topics. The symposium concluded with presentations of revision surgical cases, and the opportunity for attendees to submit their own cases for discussion.

The highlight of this meeting was the amount of practical, hands-on information discussed in all presentations. Presenters did not simply state "I would prescribe antibiotics," but rather, type of therapy, duration and reasoning behind the choice. The ability to obtain so much applicable information from so many practitioners around the country make this meeting truly useful for everyday practice. A big thanks goes out to Drs. Rick Chandra, Kevin Welch and the entire program committee for making this meeting so successful.



Joseph K. Han, MD

ARS Education Committee Update

Joseph K. Han, MD

It has been an honor to serve as the chair of the ARS Education

Committee (EC). In the past 2 years, the ARS EC has accomplished many endeavors. ARS Education Committee members include: Justin Antisel, Benjamin Bleier, Rick Chandra, Chris Church, David Conley, Marc Dubin, Jay Dutton, Parul Goyal, Devyani Lal, Jivianne Lee, Jeff Suh, Mickey Stewart, Sarah Wise, and Troy Woodard as well as other ARS members. The 15 committee members formed 5 sub-committees that managed the various projects: a) patient oriented educational content on the ARS website, b) rhinology webinars, c) ARS partnership for national sinus courses, d) ARS sponsored rhinology fellows sinus-skull base course, and e) audience response system during national meetings. I would like to discuss two projects, educational materials and rhinology webinars, in more detail.

For patient oriented education material, the EC has increased the number of informative topics from 21 to 44 topics with the assistance of the Information

Technology Committee. All the topics have been reviewed and edited for accuracy and to ensure that the content is current. These useful topics have been organized into 3 categories: anatomy, conditions, and treatments. The informative content is on the ARS website (<http://care.american-rhinologic.org>). Examples of some topics are: nasal anatomy, sinus anatomy, CSF leak, functional rhinoplasty, and nasal irrigation. If there any topics that should be developed and included in the ARS website, the EC remains open to ideas.

A project that I initiated as the EC chair, and was unanimously supported by the ARS leadership, was a web-based interactive lecture or webinar. The format of the webinar is a 40-minute didactic lecture followed by a 15-minute case presentation and panel discussion. With the assistance of Jivianne Lee, six webinars (Anatomy of the Paranasal Sinuses, Medical Management of Chronic Rhinosinusitis, Pre-operative Planning and Basic Surgical Techniques in ESS, Essential Principles of Frontal Sinus Surgery, Management of Complications of ESS, and Endoscopic

Repair of CSF Leaks/Encephaloceles) were successfully offered without charge to all U.S. otolaryngology residency programs. The ARS solely funded these resident rhinology webinars. For this academic year, with the aid of Chris Church, we have six more webinars planned (Professionalism, Diagnosis and Work-up for CRS, Management of Epistaxis, Evaluation and Management of Smell Dysfunction, Basics of Endoscopic Pituitary Surgery, and Endoscopic Orbital Procedures).

The upcoming ARS webinar topics will be posted and updated every year on the ARS website (<http://www.american-rhinologic.org/webinar>). The curriculum of the webinars may be able to fulfill some of the core rhinology education during residency. In the future, we hope to offer some of these webinars to our ARS members for CME credits. If there are any educational projects that you, as an ARS member, would like us to consider or develop, please let us know. Thank you for allowing us to serve our ARS members.

American Rhinologic Society
Wendi Perez
Administrator
PO Box 495
Warwick, NY 10990

NON-PROFIT ORG.
US POSTAGE PAID
WINONA, MN
PERMIT NO. 193

If you would like have your upcoming rhinology meeting noted here, simply provide the editor with pertinent information: newsletter@american-rhinologic.org
The American Rhinologic Society does not endorse these meetings but simply provides the list as a service to its members.
The content of Nose News represents the opinions of the authors and does not necessarily reflect the opinions of the American Rhinologic Society.

The American Rhinologic Society Newsletter Editorial Office
c/o Sarah K. Wise, MD, Emory Department of Otolaryngology, 550 Peachtree St., MOT 9th Floor, Atlanta, GA 30308
Editor: Sarah K. Wise, MD | skmille@emory.edu

The American Rhinologic Society wants YOU!

Note from the President:

If you are a general otolaryngologist working in a community setting, the American Rhinologic Society wants you! We want you to be a member, and we want you to participate in the committee structure and leadership of the society. The ARS is the only society within otolaryngology dedicated to promoting education, research, and advocacy issues related to rhinology, sinus, and skull base surgery. Our journal, *International Forum of Allergy and Rhinology*, is the largest circulation rhinology journal presenting cutting edge and relevant rhinology information in an age of Maintenance of Certification--and it's a benefit of your membership. In short, the American Rhinologic Society deals with the issues you deal with and is concerned with the issues you are concerned with. Numbers matter - **please consider joining, and getting involved, in our society.**

Please return to: American Rhinologic Society, PO Box 495, Warwick, NY 10990

Fax: 845-986-1527, Email: ars.administration@gmail.com

Please Print Clearly:

First Name: _____ Last Name: _____ Degree: _____

Business Address: _____

City: _____ State: _____ ZipCode: _____

Tel: _____ Ext. _____ Fax: _____

Email: _____ Web Address: _____

The ARS wants to serve our members. Please help us get to know you. Please list issues that you feel are important to the field of Otolaryngology:

- 1) _____
- 2) _____

Please list committees that you may be interested in participating in: *For a complete list of ARS committees, please go to www.american-rhinologic.org*

- 1) _____ 2) _____
- 3) _____ 4) _____

Are you in Private Practice? Yes No

Current Hospital affiliation: _____ Academic Title: _____

Have you ever attended an ARS meeting? Yes No If yes, when? _____